

AGENDA

Lower Neuse Basin Association, Inc.[®] Neuse River Compliance Association, Inc.[®]

**May 7, 2026
Kinston, N. C.
10:00 a.m.**

- **Welcome, Roll Call, and Introduction of Guests -**
 - * Member Introductions**
- **Approval of Minutes February 5, 2026 (AI) –**
- **LNBA/NRCA Financials –**
 - * LNBA/NRCA Treasurer Reports (AI) –**
 - * Contract Renewals (AI) –**
- **2026 LNBA/NRCA Training Workshop -**
 - Dates: July 28th Raleigh and July 30th Kinston**
- **Guest Speaker – City of Burlington’s Success with Control of PFAS and 1-4 Dioxane - Hazen & Sawyer.**
- **NRCA 2025 Annual Report and Discussion -**
- **LNBA Updates -**
 - * Sampling Report – February, March, and April, 2026 –**
- **Draft Neuse Watershed Model Update –**
- **Member Reports -**
- **Next Meeting Location and Adjournment – September 3, 2026, Wilson, N. C.**

Action Items (AI)

- **Future Meeting Locations -**
 - November 5, 2026 – City of Goldsboro**

Lower Neuse Basin Association®/Neuse River Compliance Association®
February 5, 2026 Meeting Minutes
Town of Clayton, N. C.

Attending:

Chuck Smithwick (Chair)	Contentnea MSD	Jonathan Bulla (Treas)	Town of Cary
Robert Sherman	City of Goldsboro	Dan Wall	Johnston County
Lori Avent (Sec)	Town of Apex	J. D. Solomon	EMC Chair
Dan McLawhorn	Smith Anderson Law	Jimmy Pridgen (V-Chair)	City of Wilson
Reggie Hicks	City of Durham	Scott Smart (web)	City of Raleigh
David White	Town of Clayton	Darrell Crews (web)	City of Raleigh
Jim Wrenn	Smith Anderson Law	Corrie Bondar (web)	Town of Cary
Shelby Arellano (web)	CovationBio	James Blalock	Town of Clayton
Andrew Harris	Waypoint Anal.	Nathan Howell	City of Raleigh
Salvidor Valdiviezo	Town of Benson	Jay Sauber	Sauber Water Quality Consultant
Ruan Stewart (web)	MCAS – Cherry Point	Jeff Mahagan (web)	Town of Hillsborough
Mike Graham (web)	Duke Energy	Philip Smith (Web)	Town of Kenly
Martin Lebo (web)	WSP, Inc. (web)	David Hill (web)	DWR
Brian Pridgen	Contentnea MSD	Ben Overton (web)	City of Kinston
Ray Burgos (web)	CovationBio	Adam Stephenson (web)	Town of Fuquay-Varina
Ruan Stewart (web)	MCAS-CH	David Stabb (web)	City of Wilson
Elaine Wild (web)	NC DWR	Fenton Brown, Jr. (web)	NC DWR
Haywood Phthisic	LNBA/NRCA		

The Chair, Chuck Smithwick, called the meeting to order and welcomed everyone. The roll was called and there were 14 of 19 members (quorum present) representing the LNBA and 15 of 24 members (quorum present) representing the NRCA. The Chair welcomed the Board members and guests.

Board Minutes – The Board Minutes for the November 6, 2025 meeting were presented. Being no revisions, Dan Wall made the motion to approve, seconded by David White and approved by the Boards.

Introduction of Jim Wrenn with Smith Anderson Law firm – The Chair introduced Jim Wrenn with Smith Anderson Law firm as the Associations’ General Counsel. Dan McLawhorn has joined Smith Anderson and will service as supportive counsel to the associations.

LNBA/NRCA Financials – Treasurer’s Reports – Jonathan presented the Treasurer's Report for the period of November, December, 2025 and January, 2026 to the Boards. As of January 31st, the LNBA account balance is \$320,011.47 and NRCA account balance is \$405,765.81. Following discussion, Jimmy Pridgen made the motion to approve as presented, seconded by Brian Pridgen, and approved, respectively, by the Boards.

FY 2026-27 Proposed Budget and Membership Dues – Jonathan presented the budget and membership fees for Fiscal Year 2026-27 for the Boards consideration. There is no proposed increase proposed for the LNBA but the NRCA is proposed to use \$450 from fund balance for increase in NPDES Permit dues. The membership dues do fluctuate do to permitted flow increases (for LNBA members) and increases in discharged total nitrogen pounds (for the NRCA). Following discussion, Jimmy Pridgen made the motion to

approve as presented, seconded by Robert Sherman, and approved by the Boards, respectively. The summary of year-to-date expenditures for FY 2025-26 was also reviewed.

Guest Speaker – J. D. Solomon, Chair, Environmental Management Commission (EMC) – The Chair, Chuck Smithwick, introduced J. D. Solomon to the Board members. Chair Solomon discussed the functions, duties, and responsibility of the EMC. He informed the Boards the EMC will be hiring staff, an Executive Director and support staff to coordinate the information and work flow of the EMC to provide for more efficient and productive environment for the Commission.

LNBA Updates –

Work continues on the Lower Neuse River Monitoring Service Contract No. 6 with Waypoint Analytical. All sampling was completed by Waypoint in November, December, 2025, and January, 2026 with the following exception:

December 2025

12/09/25 – J3970000 (Walnut Creek at SR-2551 near Raleigh) – Unable to collect due to bridge construction/repair.

All sampling reports through December have been received. All invoices have been processed and paid through December, 2025.

Town of Fuquay-Varina Interbasin Transfer (IBT) Certificate Public Hearing – The Chair reported that the Executive Committee met with the Town of Fuquay-Varina staff on December 5th staff to discuss the proposed IBT from the Cape Fear River Basin to the Neuse River Basin. The Town currently purchases potable water from several provides including Harnett County, Johnston County, and other providers. The Town is seeking approval to transfer 6.17 mgd of water. Mike Wagner, the Town's Utility Director reviewed the steps taken by through the process. Currently, the Town can not return the treated water back to the Cape Fear at this time as it is a \$200 million project to do so. After further discussion no action was taken.

Neuse River Basin Modeling Update – The Chair, as follow up to the on going discussions on the Neuse Watershed Modeling, reported to the Board members there was no new information to report. Haywood received information that the modeling contractor had provided comments to DWR (on public comments), DWR seems likely to defer any decisions on the new delivery factors until the next review cycle not likely to begin before 2027, it is unlikely the new factors will be used to recalculate the current allocation factors, and DWR will likely solicit public comment on use of the new factors.

The next Board meeting is scheduled for May 7, 2026 at 10:00 a.m. and the host will be the City of Kinston. With no further business, the meeting was adjourned.

Lower Neuse Basin Association, Inc. / Neuse River Compliance Association, Inc.

Treasurer's Report

5/4/2026

LNBA

Balance Forward: (checking per bank statement - 1/31/2026)	Checking	\$	131,965.25
	Savings		188,046.22
Debits:		\$	
Waypoint Analytical, Inc. (LNBA, Invoices)			24,389.90
Waypoint Analytical, Inc. (Raleigh, Invoices)			4,510.98
Sauber Water Quality Consulting			411.75
Smith Anderson,LLP			739.00
PCi (Invoices)			5,828.50
			<hr/>
Total Debits		\$	35,880.13
Credits:		\$	
Interest (checking)			42.19
Interest (MM acc't, savings)*			1,380.39
Civic Reimbursements			-
LNBA Membership Fees			-
Checking Account Balance (per bank statement - 4/30/2026)	Checking	\$	96,127.31
	Savings		189,426.61
			<hr/>
Total LNBA Account Balance		\$	285,553.92
			<hr/> <hr/>

NRCA

Balance Forward: (per bank statement - 1/31/2026)	Checking	\$	101,705.79
	Savings		304,060.02
Debits:		\$	
PCi (Invoices)			8,724.00
Smith Anderson, LLP			739.25
Sauber Water Quality Consulting			411.75
			<hr/>
Total:		\$	9,875.00
Credits:		\$	
Transfer from Checking to Savings Acc't			-
Interest (MM acc't, savings)*			2,232.12
Interest (Checking)			35.68
NRCA Membership Fees			-
Account Balance (per bank statement - 4/30/2026)	Checking	\$	91,866.47
	Savings		306,292.14
			<hr/>
Total NRCA Account Balance		\$	398,158.61
			<hr/> <hr/>

NEUSE RIVER COMPLIANCE ASSOCIATION

Total Nitrogen Monitoring Report for 2025

Date: March 18, 2026

Page 1 of 5

NPDES Permit #: NCC00001		END OF PIPE					ESTUARY				
FACILITY	NPDES Permit #	Permit Flow (MGD)	2025 Avg. Flow (MGD)	Member TN Allocation (Lbs/Yr.)	Member TN Discharge (Lbs/Yr.)	Transport Factor	2025 Lease (Estuary Lbs.)	Member Estuary Allocation	Adjusted TN Allocation 2025 (Lbs/Yr.)	2025 TN Delivery (Lbs/Yr.)	% of Estuary Allocation
SGWASA	NC0026824	5.500	1.532	22,420	12,423	10%	0	2,242	0	1,242	55
Town of Hillsborough	NC0026433	3.000	1.080	10,422	6,029	10%	0	1,042	0	603	58
City of Durham	NC0023841	20.000	9.786	97,665	73,931	10%	0	9,767	0	7,393	76
Town of Apex	NC0064050	3.600	1.103	40,547	15,030	50%	0	20,274	0	7,515	37
Town of Benson	NC0020389	1.900	1.026	33,070	11,819	50%	0	16,535	0	5,909	36
Town of Cary ~ North	NC0048879	12.000	6.327	143,246	60,691	50%	0	71,623	0	30,346	42
Town of Cary ~ South	NC0065102	12.800	5.716	180,211	50,869	50%	0	90,105	0	25,435	28
City of Raleigh ~ Smith Creek	NC0030759	3.000	2.517	70,814	38,952	50%	0	35,407	0	19,476	55
City of Raleigh ~ Neuse	NC0029033	75.000	49.277	713,373	428,846	50%	0	356,687	0	214,423	68
Raleigh ~ Ground Water	NA	NA	NA	NA	55,740	50%		NA		27,870	
City of Raleigh ~ Little Creek	NC0079316	2.200	1.166	26,660	11,537	50%	0	13,330	0	5,769	43
Town of Clayton	NC0025453	2.500	1.402	26,636	14,017	50%	0	13,318	0	7,008	53
Neuse Colony, (Aqua NC)	NC0064564	0.350	0.194	8,447	6,154	50%	0	4,224	0	3,077	73
Johnston County - Pipe 001	NC0030716	9.500	2.364	107,213	13,318	50%	0	53,606	0	6,659	28
Johnston County - Pipe 002	NC0030716	4.000	3.246		16,281	50%	0		0	8,140	
Town of Kenly	NC0064891	0.630	0.335	7,096	3,993	50%	0	3,548	0	1,997	56
Town of Farmville	NC0029572	3.500	1.029	42,211	4,637	50%	0	21,106	0	2,319	11
Town of Snow Hill	NC0020842	0.500	0.243	5,632	3,041	50%	0	2,816	0	1,521	54
City of Wilson	NC0023906	14.000	7.649	157,886	47,070	50%	0	78,943	0	23,535	30
Duke Energy ~ Lee Facility	NC0003417	10.160	0.114	3,260	244	70%	0	2,282	0	171	7
City of Goldsboro	NC0023949	14.200	6.946	199,822	97,669	70%	0	139,876	0	68,368	49
Town of LaGrange	NC0021644	0.750	0.291	8,447	4,831	70%	0	5,913	0	3,382	57
City of Kinston (Regional)	NC0024236	11.850	4.505	126,711	71,019	70%	0	88,697	0	49,713	56
Contentnea MSD	NC0032077	3.500	1.857	37,100	12,805	70%	-4,000	25,970	21,970	8,963	41
CovationBio, Inc.	NC0003760	3.600	0.204	25,493	1,159	70%	0	17,845	0	811	5
City of New Bern	NC0025348	6.500	4.020	64,210	49,096	100%	0	64,210	0	49,096	76
MCAS Cherry Point	NC0003816	3.500	1.429	39,421	18,970	100%	0	39,421	0	18,970	48
City of Havelock	NC0021253	2.250	1.162	21,400	13,560	100%	0	21,400	0	13,560	63
Craven County	NC0084460	0.000	0.839	0	3,118	100%	4,000	4,000	4,000	3,118	78
Carolina Water Service, Inc.	NC0033111	0.600	0.309	11,263	10,083	100%	0	11,263	0	10,083	90
		230.890	117.667							626,473	

NEUSE RIVER COMPLIANCE ASSOCIATION
Total Nitrogen Monitoring Report for 2025

Date: March 18, 2026

Page 5 of 5

FACILITY	Total Q (MG)	EOP Total Nitrogen (Lbs)	EOP Avg Conc. (mg/L)	Avg Q (MGD)
SGWASA	559,207	12,423	2.66	1.532
Town of Hillsborough	394,171	6,029	1.83	1.080
City of Durham	3,571,980	73,931	2.48	9,786
Town of Apex	402,533	15,030	4.48	1.103
Town of Benson	374,547	11,819	3.78	1.026
Town of Cary ~ North	2,309,230	60,691	3.15	6.327
Town of Cary ~ South	2,086,320	50,869	2.92	5.716
City of Raleigh ~ Smith Creek	918,769	38,952	5.08	2.517
City of Raleigh ~ Neuse	17,986,241	428,846	2.86	49,277
Raleigh ~ Ground Water		55,740		
City of Raleigh ~ Little Creek	425,630	11,537	3.25	1.166
Town of Clayton	511,812	14,017	3.28	1.402
Neuse Colony (Aqua NC)	70,631	6,154	10.45	0.194
Johnston County - Pipe 001	862,788	13,318	1.85	2.364
Johnston County - Pipe 002	1,184,700	16,281	1.65	3.246
Town of Kenly	122,360	3,993	3.91	0.335
Town of Farmville	375,679	4,637	1.48	1.029
Town of Snowhill	88,680	3,041	4.11	0.243
City of Wilson	2,791,860	47,070	2.02	7,649
Duke Energy ~ Lee Facility	41,703	244	0.70	0.114
City of Goldsboro ~ Pipe 01	2,535,380	97,669	4.62	6,946
City of Goldsboro ~ Pipe 02	0,000	0	0.00	0.000
Town of LaGrange	106,092	4,831	5.46	0.291
City of Kingston (Regional)	1,644,240	71,019	5.18	4.505
Contentnea MSD	677,842	12,805	2.27	1.857
CovationBio, Inc.	74,364	1,159	1.87	0.204
City of New Bern	1,467,210	49,096	4.01	4.020
MCAS Cherry Point	521,430	18,970	4.36	1.429
City of Havelock	424,311	13,560	3.83	1.162
Craven County	306,063	3,118	1.22	0.839
Carolina Water Service, Inc.	112,862	10,083	10.71	0.309
Operating Totals	42,948,636	1,101,194	3.07	117,667
Association Totals	42,948,636	1,156,934	3.23	117,667

NOTES: 1. Average Total Nitrogen Concentration End of Pipe by NRCA Members during 2025: **3.07 mg/L**
2. Average Total Nitrogen Concentration with ground water contribution in 2025: **3.23 mg/L**
3. NRCA's Annual Report Prepared By: Haywood M. Phthistic, III, Executive Director
4. Monthly discharge adjusted as required by the individual permit.

NRCA 2025 Annual Report Summary w/ Potential TN Reductions

Date: 4/20/2026

FACILITY	Average EOP Conc (mg/l)	Average Flow MGD		Potential TN Reduction (lbs)
Duke Energy Progress - Lee	0.70	0.114		
Craven County	1.22	0.839		
Town of Farmville	1.48	1.029		
Johnston County	1.75	5.610		
Town of Hillsborough	1.83	1.080		
CovationBio, Inc.	1.87	0.204		
Contentnea MSD	2.27	1.857		
City of Wilson	2.02	7.649		
SGWASA	2.66	1.532		
City of Durham	2.48	9.786		
City of Raleigh - Neuse River	2.86	49.277		
Town of Cary, South	2.92	5.716		
Town of Cary, North	3.15	6.327	0.15	2,889
City of Raleigh - Little Creek	3.25	1.166	0.25	887
Town of Clayton	3.28	1.402	0.28	1,195
Town of Benson	3.78	1.026	0.78	2,436
City of Havelock	3.83	1.162	0.83	2,936
Town of Kenly	3.91	0.335	0.91	928
City of New Bern	4.01	4.020	1.01	12,360
Town of Snow Hill	4.11	0.234	1.11	791
City of Goldsboro, Pipes 01&02	4.62	6.946	1.62	34,254
MCAS Cherry Point	4.36	1.429	1.36	5,916
Town of Apex	4.48	1.103	1.48	4,969
City of Raleigh - Smith Creek	5.08	2.517	2.08	15,937
Town of LaGrange	5.46	0.291	2.46	2,179
City of Kinston (Regional)	5.18	4.505	2.18	29,896
Neuse Colony (Aqua)	10.45	0.194	7.45	4,400
CWS Systems, Inc.	10.71	0.309	7.71	7,252
Daily Average	3.07	117.667		129,225

Annual Report Values	Average EOP Conc. (mg/L)	Average Estuary Lbs.	Avg. Flow MGD	Avg. Estuary w/o Debit
2003	3.81	722,374	108.379	
2004	3.38	558,777	101.203	
2005	3.25	566,627	101.739	
2006	3.12	542,205	102.970	
2007	3.02	461,325	92.994	
2008	3.41	489,798	91.005	
2009	3.02	497,639	98.570	
2010	2.98	584,398 *	101.909	527,275
2011	2.85	519,199 *	93.384	464,014
2012	2.80	540,892*	97.281	487,794
2013	2.62	514,847*	102.413	463,836
2014	2.71	568,387*	108.359	519,612
2015	3.03	610,915*	108.721	564,277
2016	2.87	593,145*	108.734	548,644
2017	2.53	491,822*	101.510	449,408
2018	2.54	556,567*	113.204	516,191
2019	2.33	481,011*	105.573	442,671
2020	2.54	516,645*	126.823	485,739
2021	2.50	564,859*	123.840	534,533
2022	2.44	456,385*	107.551	426,669
2023	2.51	509,441*	116.292	480,245
2024	2.79	579,996*	123.280	523,068
2025	3.07	626,473*	117.667	598,693

* Includes nitrogen debit for City of Raleigh's land application system

NRCA 2024 Annual Report Summary w/ Potential TN Reductions

Date: 5/04/2025

FACILITY	Average EOP Conc (mg/l)	Average Flow MGD		Potential TN Reduction (lbs)
Duke Energy Progress - Lee	0.26	0.163		
Craven County	1.50	0.879		
Town of Farmville	1.54	1.149		
City of Raleigh - Little Creek	1.56	1.058		
Town of Hillsborough	1.86	1.175		
Town of Cary, South	1.88	6.320		
Contentnea MSD	1.90	1.888		
City of Raleigh - Neuse River	2.04	49.623		
City of Wilson	2.12	8.527		
Johnston County	2.28	4.629		
SGWASA	2.55	1.621		
City of Durham	2.58	10.666		
Town of Cary, North	2.92	6.363		
Town of Benson	2.95	1.093		
Town of Clayton	2.95	1.561		
City of Kinston (Regional)	3.25	5.030	0.25	3,838
CovationBio, Inc.	3.39	0.315	0.39	375
City of Goldsboro, Pipes 01&02	3.69	8.764	0.69	18,459
MCAS Cherry Point	4.45	1.462	1.45	6,471
Town of Kenly	4.62	0.385	1.62	1,904
Town of Apex	4.71	1.179	1.71	6,154
City of New Bern	4.69	4.412	1.69	22,760
Town of Snow Hill	5.17	0.230	2.17	1,523
City of Raleigh - Smith Creek	5.27	2.532	2.27	17,544
Town of LaGrange	5.30	0.434	2.30	3,039
City of Havelock	6.67	1.248	3.67	25,409
City of New Bern	3.85	4.126	0.85	10,705
Neuse Colony (Aqua)	8.56	0.272	5.56	4,616
CWS Systems, Inc.	11.66	0.303	8.66	8,010
Daily Average	2.64	123.280		51,779

Annual Report Values	Average EOP Conc. (mg/L)	Average Estuary Lbs.	Avg. Flow MGD	Avg. Estuary w/o Debit
2003	3.81	722,374	108.379	
2004	3.38	558,777	101.203	
2005	3.25	566,627	101.739	
2006	3.12	542,205	102.970	
2007	3.02	461,325	92.994	
2008	3.41	489,798	91.005	
2009	3.02	497,639	98.570	
2010	2.98	584,398 *	101.909	527,275
2011	2.85	519,199 *	93.384	464,014
2012	2.80	540,892*	97.281	487,794
2013	2.62	514,847*	102.413	463,836
2014	2.71	568,387*	108.359	519,612
2015	3.03	610,915*	108.721	564,277
2016	2.87	593,145*	108.734	548,644
2017	2.53	491,822*	101.510	449,408
2018	2.54	556,567*	113.204	516,191
2019	2.33	481,011*	105.573	442,671
2020	2.54	516,645*	126.823	485,739
2021	2.50	564,859*	123.840	534,533
2022	2.44	456,385*	107.551	426,669
2023	2.51	509,441*	116.292	480,245
2024	2.79	579,996*	123.280	523,068

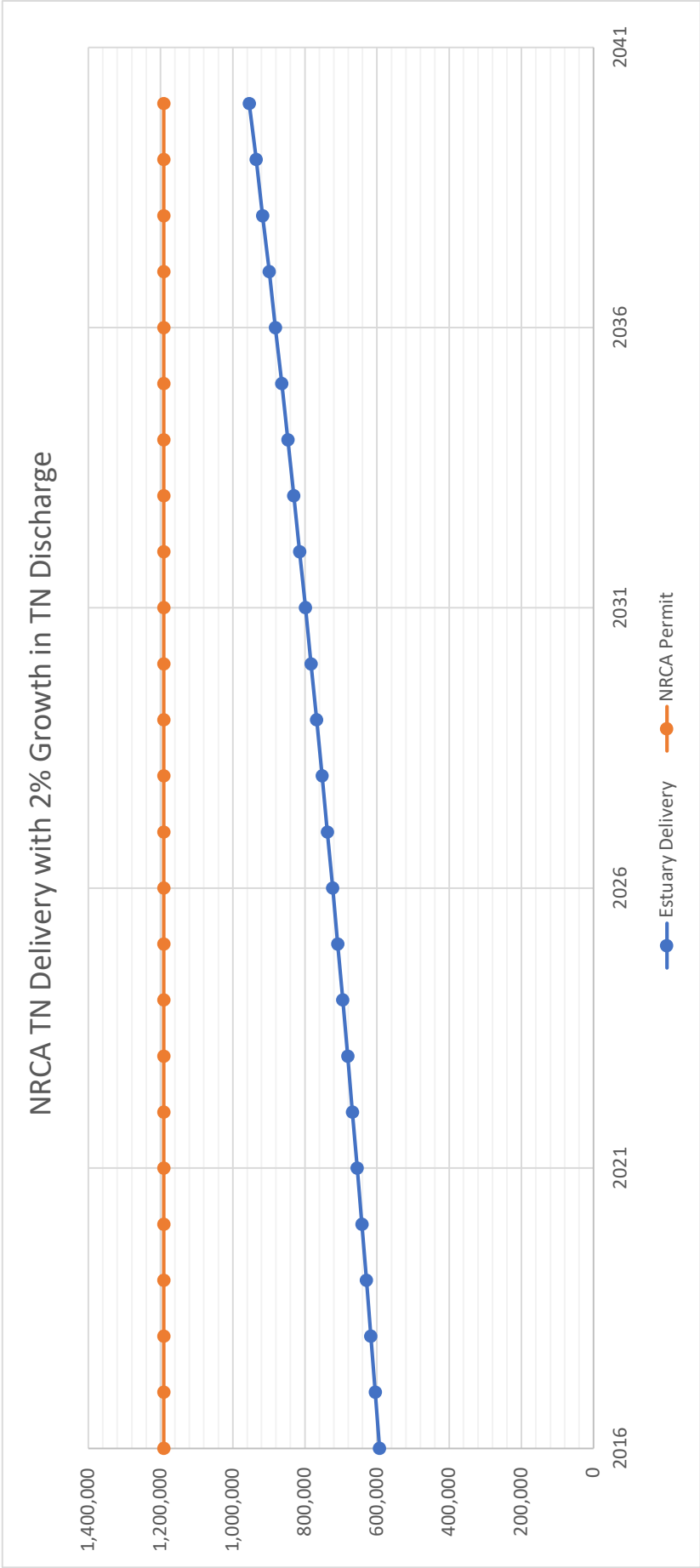
* Includes nitrogen debit for City of Raleigh's land application system

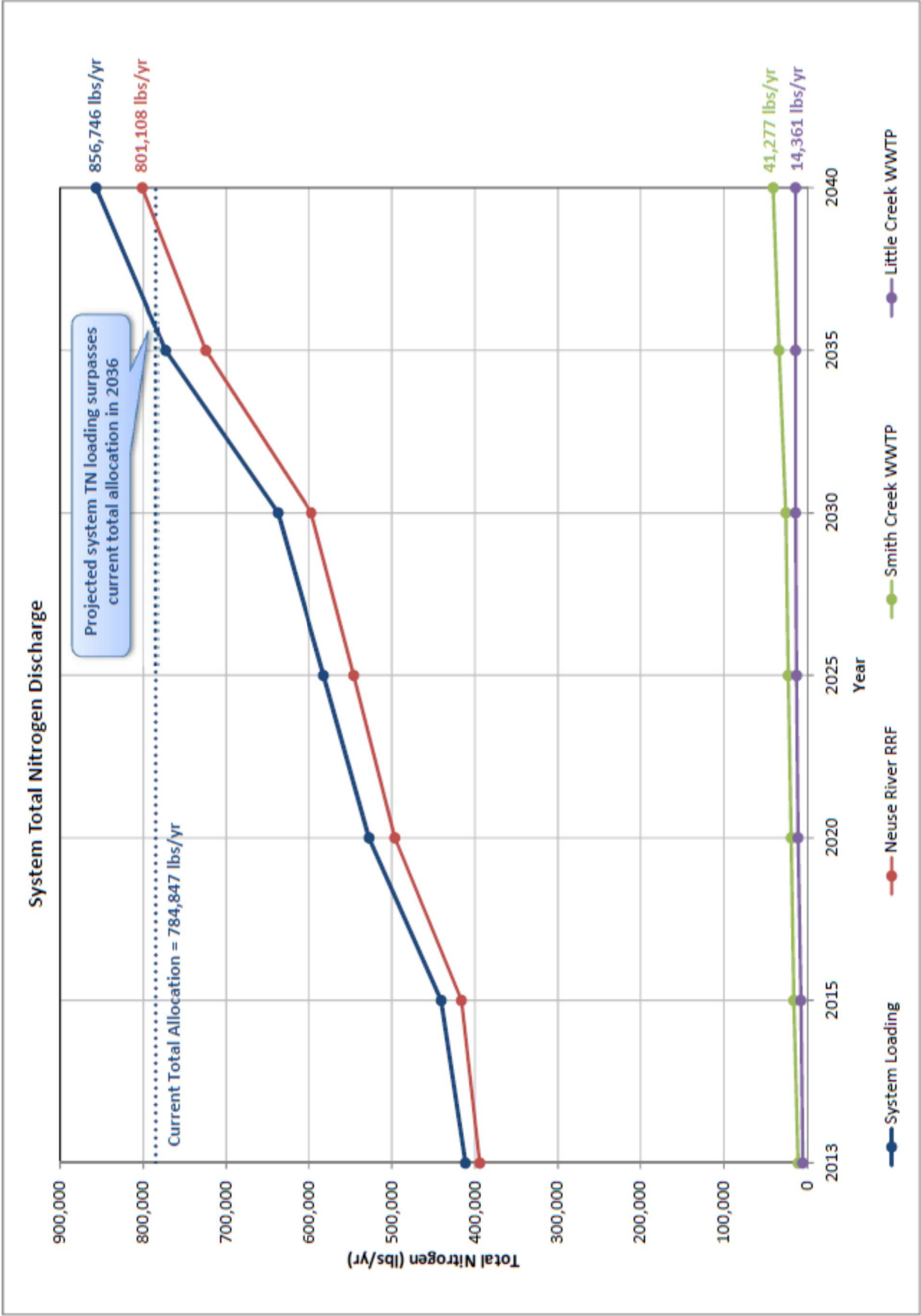
NEUSE RIVER COMPLIANCE ASSOCIATION
End of Pipe Total Nitrogen Concentration Report 2006 - 2025

Date: April 21, 2026

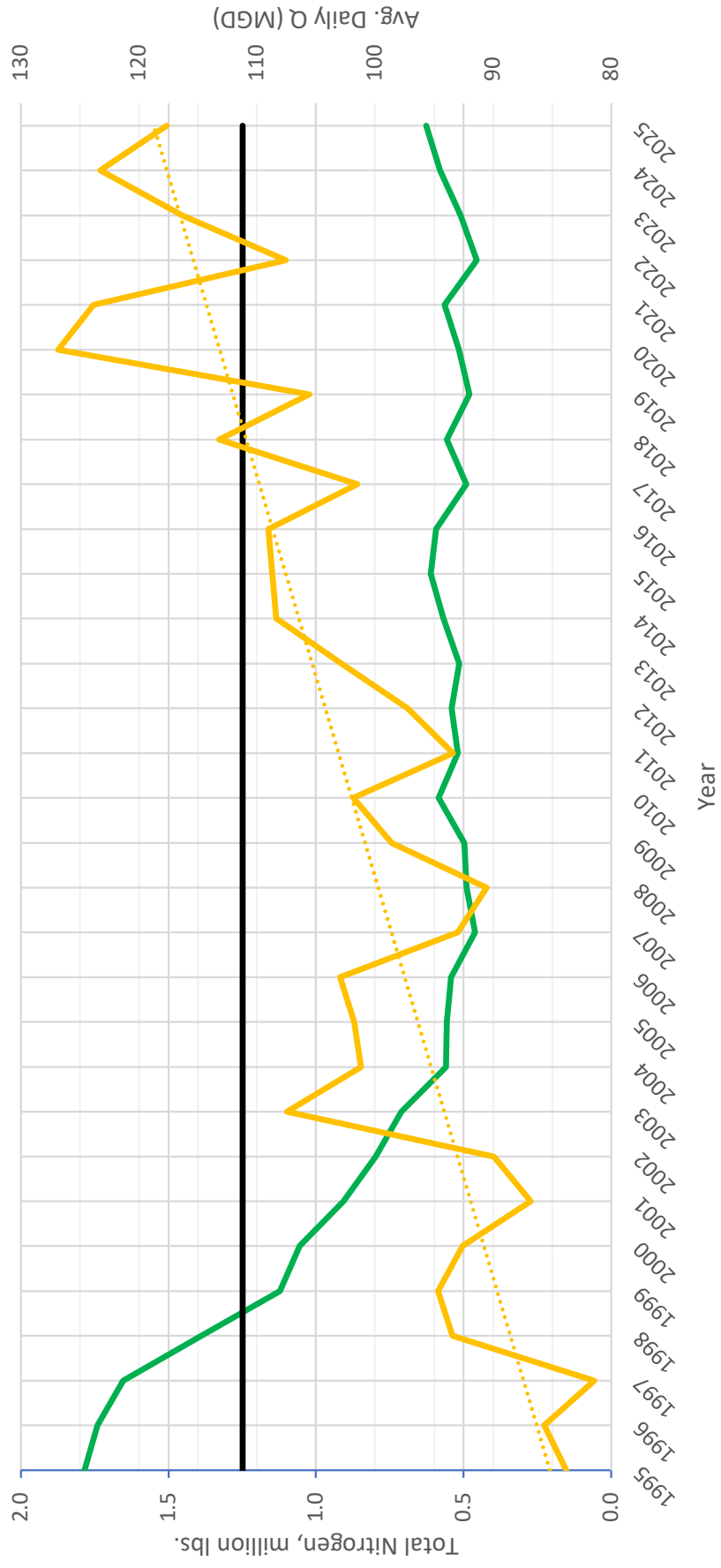
FACILITY	2006	2007	2008	2009	2010	2011	2012	2013	2014	2015	2016	2017	2018	2019	2020	2021	2022	2023	2024	2025	Basin Transport Zone
	TN Conc. (mg/L)	TN Conc. (mg/L)	TN Conc. (mg/L)	TN Conc. (mg/L)	TN Conc. (mg/L)	TN Conc. (mg/L)	TN Conc. (mg/L)	TN Conc. (mg/L)	TN Conc. (mg/L)	TN Conc. (mg/L)	TN Conc. (mg/L)	TN Conc. (mg/L)	TN Conc. (mg/L)	TN Conc. (mg/L)	TN Conc. (mg/L)	TN Conc. (mg/L)	TN Conc. (mg/L)	TN Conc. (mg/L)	TN Conc. (mg/L)	TN Conc. (mg/L)	
City of Durham	-	-	-	-	-	-	-	-	-	-	-	-	-	-	-	-	-	-	-	-	-
Town of Hillsborough	-	-	-	7.98	3.69	4.72	4.56	4.53	4.25	9.19	2.29	2.67	2.03	1.79	2.30	2.32	2.18	2.54	2.55	2.66	10%
SGSWASA	6.01	7.01	11.81	-	-	-	-	-	-	-	-	-	-	-	-	-	-	-	-	-	-
Town of Apex	4.53	3.99	3.99	4.51	3.93	4.63	4.29	4.4	5.21	3.99	3.75	3.53	3.45	3.56	3.48	4.15	4.20	4.48	4.71	4.48	-
Town of Benson	4.49	3.55	5.93	5.47	6.59	4.27	4.15	9.12	6.12	3.94	3.31	3.10	3.27	3.03	2.89	4.58	4.16	3.30	2.95	3.78	-
Town of Cary ~ North	3.66	3.51	3.97	4.07	3.00	2.47	2.14	1.92	2.28	2.1	2.26	2.16	2.03	1.97	1.94	2.32	1.81	1.88	2.92	3.15	-
Town of Cary ~ South	2.55	2.05	2.13	2.08	1.98	1.96	1.85	2.16	2.21	2.07	2.10	2.32	2.10	2.00	1.73	1.62	1.67	1.65	1.88	2.92	-
City of Raleigh ~ Smith Creek	2.60	3.36	3.26	5.49	4.94	3.01	2.65	3.41	3.81	3.36	3.63	4.10	5.64	5.32	5.05	4.43	4.88	4.95	5.27	5.08	-
City of Raleigh ~ Neuse	2.50	2.02	2.38	2.15	2.48	2.09	2.04	1.95	2.13	2.71	3.00	2.29	2.12	1.78	1.70	1.88	2.25	2.28	2.04	2.86	-
City of Raleigh ~ Little Creek	4.81	3.52	2.78	2.07	3.10	2.23	1.65	2.64	2.32	1.81	1.79	2.02	1.71	2.06	2.04	2.64	2.55	1.94	1.56	3.25	50%
Town of Clayton	3.36	4.28	4.30	4.03	4.11	4.46	4.15	3.82	3.88	4.14	4.65	4.27	4.08	3.35	3.77	4.53	4.97	4.65	2.95	3.28	-
Neuse Colony (Aqua NC)	21.31	14.70	31.70	19.07	19.96	15.18	10.78	12.05	20.07	11.5	8.96	9.24	9.90	13.70	9.00	9.56	11.12	7.72	8.56	10.45	-
Johnston County - Pipe 001	2.12	2.72	2.65	1.80	1.50	1.83	4.97	3.95	3.04	3.08	3.58	3.03	3.72	2.41	2.02	2.38	2.15	2.40	2.28	1.75	-
Johnston County - Pipe 002	-	-	-	-	-	-	-	-	-	-	-	-	-	-	-	-	-	-	-	-	-
Town of Kenly	9.18	5.90	9.75	9.53	9.90	4.85	2.08	2.23	2.87	3.18	2.51	6.05*	7.11	6.23	6.90	4.69	4.91	5.52	4.62	3.91	-
Town of Farmville	2.73	3.32	4.92	3.72	4.00	5.89	4.56	4.63	3.03	1.53	1.22	1.09	0.90	1.38	1.19	0.91	1.05	1.46	1.54	1.48	-
Town of Snow Hill	-	-	-	-	-	-	-	-	-	-	-	-	-	-	-	-	-	-	-	-	-
City of Wilson	3.40	4.61	5.39	3.51	3.18	2.76	2.13	1.93	2.29	2.74	2.26	2.17	2.00	1.94	2.28	2.33	2.35	1.95	2.12	2.02	-
Duke Energy Progress, Lee Plant	-	-	-	1.43	0.88	0.62	0.46	-	-	-	0.00	0.42	0.33	0.25	0.31	0.32	0.85	0.38	0.26	0.70	-
City of Goldsboro ~ Pipe 01	3.42	2.90	3.29	3.97	3.63	6.07	5.28	3.24	2.78	3.58	2.34	2.46	2.88	2.68	3.25	3.37	2.63	2.20	3.69	4.62	-
City of Goldsboro ~ Pipe 02	1.85	1.12	1.71	1.69	1.86	3.26	3.96	1.55	1.65	1.81	1.48	1.65	0.00	0.00	0.00	0.00	0.00	0.00	0.00	0.00	-
Town of LaGrange	3.45	3.38	4.76	4.36	4.35	5.25	4.11	4.08	5.15	4.43	4.46	4.25	5.40	4.71	4.93	3.45	3.99	4.16	5.30	5.46	-
City of Kinston (Regional)	5.26 / 9.19	4.43 / 3.41	3.23	1.80	2.14	3.09	3.21	3.08	1.84	2.36	2.43	2.11	2.38	2.65	2.24	3.51	1.70	2.34	3.25	5.18	70%
Contentnea MSD	4.53	4.97	6.14	6.78	8.27	2.91	1.61	1.96	1.68	1.32	1.59	1.57	1.96	1.83	1.28	1.07	1.36	1.79	1.90	2.27	-
CovationBio, Inc.	7.72	7.08	5.99	3.13	1.85	1.90	1.87	2.03	4.04	3.19	1.47	1.70	1.55	2.19	1.35	2.14	2.52	4.91	3.39	1.87	-
City of New Bern	3.12	4.03	4.31	5.53	5.25	4.01	5.01	3.03	6.35	5.86	4.68	2.88	2.74	3.98	2.91	4.96	3.65	3.85	4.69	4.01	-
MCAS Cherry Point	3.68	3.30	2.18	2.15	2.62	3.42	3.70	3.49	3.74	3.49	4.16	5.40	4.69	4.67	4.48	3.89	4.13	5.39	4.45	4.36	100%
City of Havelock	-	-	-	-	-	-	-	-	-	-	-	-	-	-	-	-	-	-	-	-	-
Craven County	-	-	-	-	-	-	-	-	-	-	-	-	-	-	-	-	-	-	-	-	-
CWS Systems, Inc.	-	-	-	-	-	-	-	-	-	-	-	-	-	-	-	-	-	-	-	-	-
Average TN Conc.	3.21	2.98	3.41	3.02	2.98	2.85	2.80	2.62	2.71	3.03	2.86	2.21	2.54	2.33	2.29	2.50	2.44	2.51	2.64	3.07	-

(*) Data not reported for 2 months
(-) Prior to membership in NRCA





Total Nitrogen Delivered to the Neuse Estuary and Average Daily Q (MGD)



Lower Neuse Basin Association ®

TO: Board Members

FROM: Haywood Phthisic, Executive Director

SUBJECT: Sampling/Monitoring Report for May 7, 2026 Board Meeting

DATE: May 5, 2026

Work continues on the Lower Neuse River Monitoring Service Contract No. 6 with Waypoint Analytical. All sampling was completed by Waypoint in February, March, and April, 2026 with the following exceptions listed below:

March 2025

J2230000 - Smith Creek at SR-2045 near Wake Forest – Too shallow to collect sample, parameters only.

J4080000 – Poplar Creek at SR-2049 near Knightdale - Too shallow to collect sample, parameters only.

J7240000 – Toisnot Swamp at SR-1539 near Stantonsburg – Inaccessible due to construction.

April 2025

J2230000 - Smith Creek at SR-2045 near Wake Forest – Too shallow to collect sample, parameters only.

All sampling reports through February. All invoices have been processed and paid through March, 2026.

